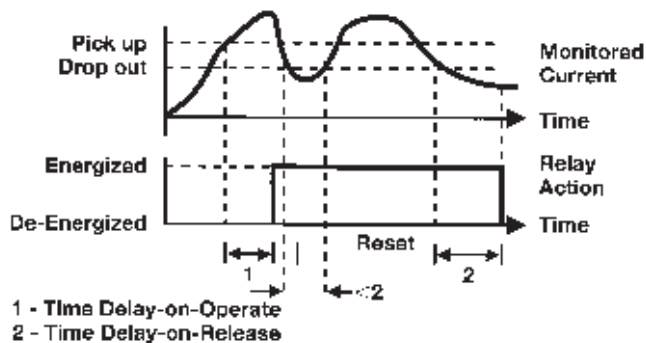


The **CDD Series** may be used as an **OVER CURRENT** Monitor **OR** an **UNDER CURRENT** Monitor. The CDD has **adjustable Delay-on-Operate** and **adjustable Delay-on-Release** time delays. When the current exceeds the preset current trip point for longer than the Delay-on-Operate time delay, the internal relay will energize (Pick-up). When the current drops below the preset current trip point for longer than the Delay-on-Release time delay, the internal relay will de-energize (Drop-out). When used as an Over Current Monitor the Delay-on-Operate time delay is used to override inrush periods. When used as an Under Current Monitor, the Delay-on-Release timer is used to override a temporary under current condition.

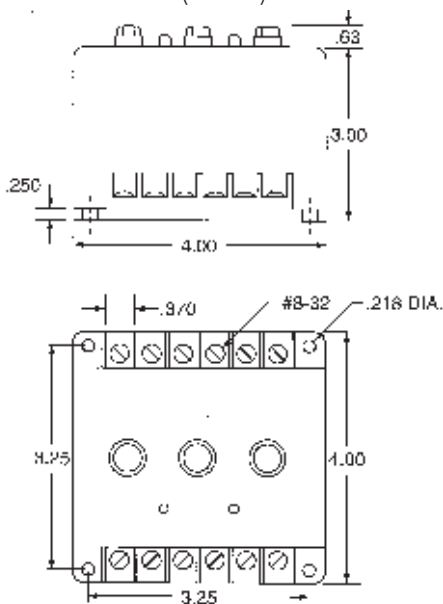


Universal DC Current Monitor

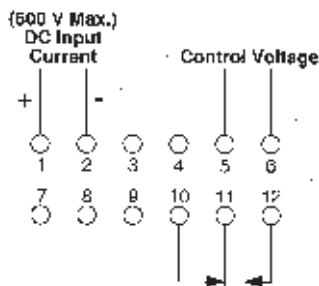
GDD



DIMENSIONS (INCHES)



WIRING



SPECIFICATIONS

CONTROL VOLTAGE	120 VAC, 50/60 Hz
TRIP POINTS	Over Current Pick-up See order information Drop-out 5% below Pick-up
OUTPUT	SPDT, 10 Amps @ 240 VAC Resistive
HYSTERESIS	5%
RESPONSE TIME	Operate 0.2 to 10 SEC, Adjustable Release 0.2 to 10 SEC, Adjustable
INDICATORS	Trip (Amber) Glows when current is above the trip point Relay (Green) Glows when Relay is energized
RESET	Automatic
TEMPERATURE RATING	Operate 32° to 131°F (0° to +55°C) Storage -49° to 185°F (-45° to +85°C)
ENCLOSURE	Lexan Surface Mounted; #8-32 Screw Terminals
WEIGHT	20 oz.

MODEL NUMBER

MODEL NUMBER	CDD	120	A	L	E	
CONTROL VOLTAGE	120 Volts	120				
TYPE OF VOLTAGE	AC		A			
ADJUSTMENT	Lockshaft			L		
FEATURES	0.2 to 1 amp adj.					1
	0.5 to 2.5 amps adj.					2.5
	1.0 to 5.0 amps adj.					5
	2.0 to 10 amps adj.					10
	4.0 to 20 amps adj.					20